



# *TPG Private Markets Fund (“TPM”)*

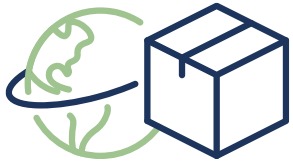
Providing access to TPG’s private equity investments

Share Class F | March 2026

# TPG Private Markets Fund

---

TPM provides access to TPG's private equity investments through a perpetual, semi-liquid format.



---

## Private equity exposure

- Direct access arrangements that provide the opportunity to participate in TPG investments
- Allocation to investment interests that focus on buyout, growth equity, and secondaries strategies
- Diversified across industry sectors<sup>1</sup>



---

## Easy-to-use structure

- Eligible for Sub-Accredited Investors
- Monthly subscriptions
- Quarterly liquidity
- 1099 tax reporting



---

## Cost efficient

- Efficient fee structure
- Low minimum investment of \$10K

1. Diversification does not ensure profit or protect against loss in a positive or declining market. Although the Fund invests in diversified products or sectors, the Fund is non-diversified for purposes of the Investment Company Act of 1940, which means it is permitted to invest a greater portion of its assets in a smaller number of issuers than a "diversified" fund. For this reason, the Fund may be more exposed to the risks associated with and developments affecting an individual issuer than a fund that invests more widely. The Fund may also be subject to greater market fluctuation and price volatility than a more broadly diversified fund. There can be no assurance that the Fund will be able to implement its investment strategy or achieve its investment objectives.

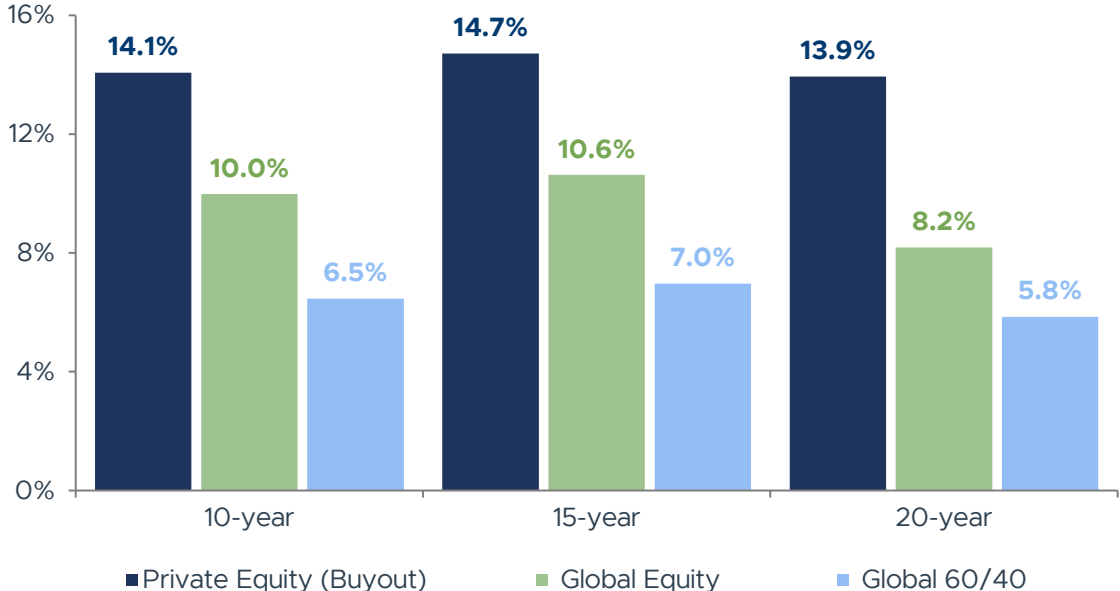
# *Why Private Equity?*

# Private equity has outperformed public equities over various time horizons

Historically, individual investors haven't been positioned to capture the opportunity

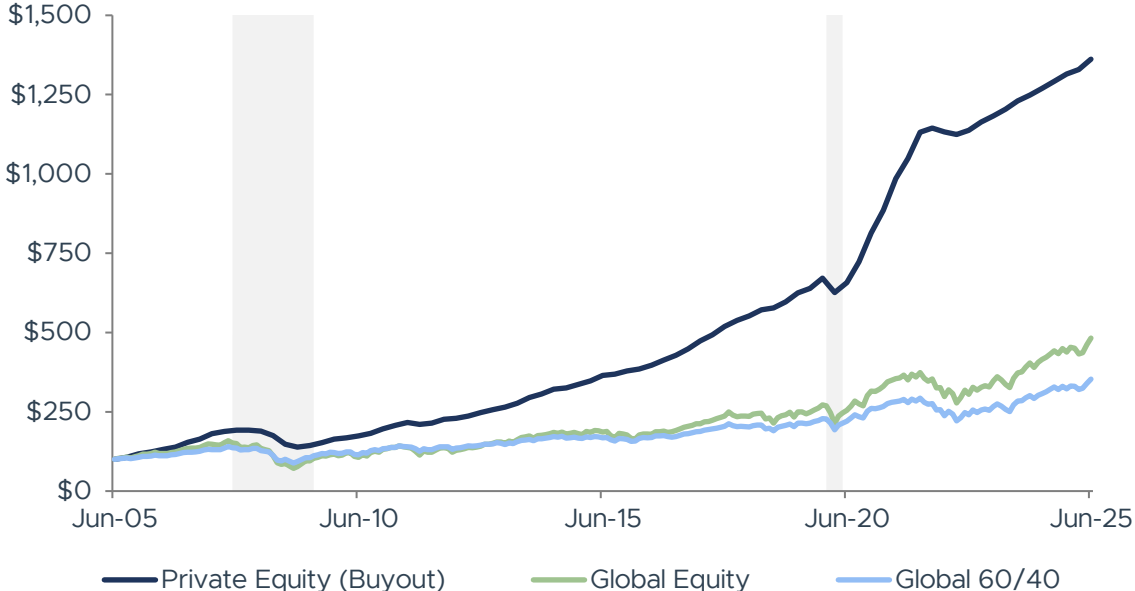
## Private equity vs. public benchmark returns show outperformance

Annualized time-period returns (% , as of June 2025)



## Assets invested in private equity grew faster vs. public benchmarks

Normalized change of \$100 invested over the last 20 yrs (\$ , as of June 2025)

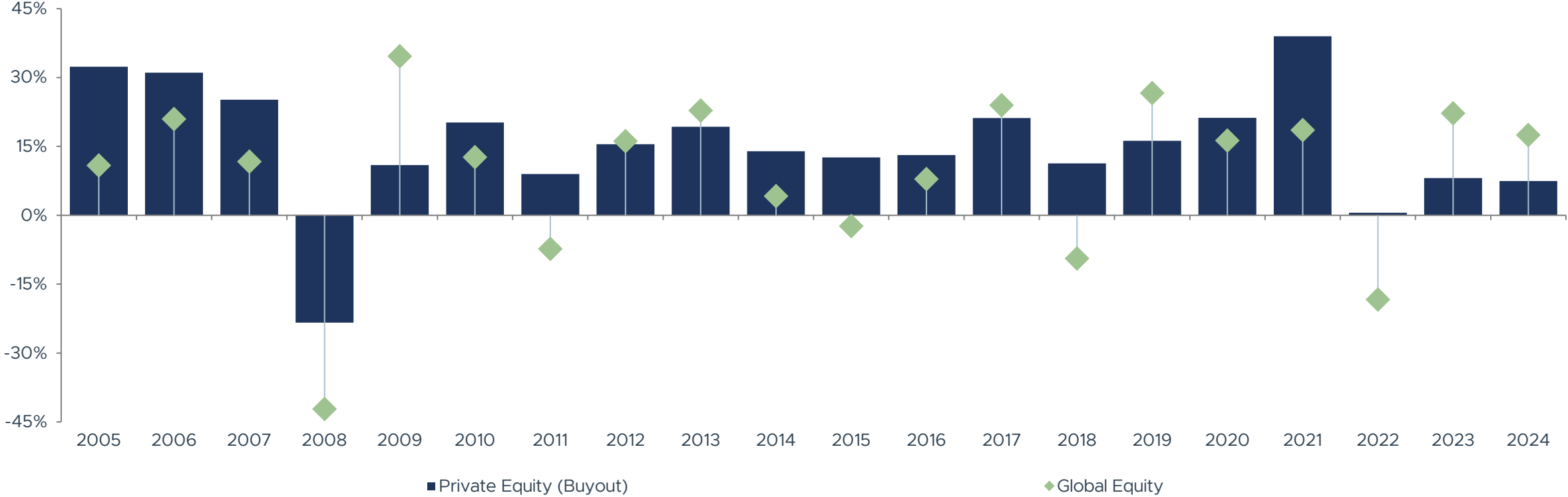


Source: (left and right) Bloomberg Index Services Limited, MSCI, Preqin, iCapital Alternatives Decoded, with data based on availability as of July 31 2025. Note: Data as March 2025 and is subject to change based on potential updates to source(s) database. Global Equity proxied by MSCI ACWI Index. Global 60/40 proxied by 60% MSCI ACWI Index and 40% Bloomberg Global Aggregate Bond Index. Private Equity (Buyout) proxied by Preqin Global Private Equity Buyout Closed-End Fund Index. It is important to note that the returns listed are based on indices, that are meant to estimate the asset class performance, hypothetically creating a return if one had access to all active funds. Not all the above indices are practically investable and are subject to change as datasets are continually updated. All returns are calculated in U.S. dollars. For more information, please refer to the Index Definitions, Attributions, and Important Information sections at the end of this deck. For illustrative purposes only. Past performance is not indicative of future results. Future results are not guaranteed. Broad-based securities indices are unmanaged and are not subject to fees and expenses typically associated with managed accounts or investment funds. Investments cannot be made directly into an index. The performance of the indices shown represent unmanaged, passive buy and hold strategies, investment characteristics and risk/return profiles that differ materially from the composites and the TPG Private Markets Fund, and an investment in the TPG Private Markets Fund is not comparable to an investment in such indices or in the securities that comprise the indices. *Private market indices have inherent limitations. Such indices are based on self-reported data, which may not represent the full private equity universe and can skew results toward higher-performing funds. Index composition changes over time, introducing survivorship bias and reducing comparability. These limitations should be considered when reviewing performance comparisons.*

# Private equity has delivered more consistently positive returns with fewer negative years

Private equity vs. public benchmark returns show just one drawdown year over the 20-year time horizon

Annual total returns (% , as of December 2024)



Source: MSCI, Preqin, iCapital Alternatives Decoded, with data based on availability as of Apr. 30, 2025. Note: Data as December 2024 and is subject to change based on potential updates to source(s) database. Global Equity proxied by MSCI ACWI Index. Private Equity proxied by the Preqin Private Equity Buyout Index. It is important to note that the returns listed are based on indices that are meant to estimate the asset class performance, hypothetically creating a return if one had access to all active funds. Not all the above indices are practically investable and are subject to change as datasets are continually updated. All returns are calculated in U.S. dollars. For more information, please refer to the Index Definitions, Attributions, and Important Information sections at the end of this deck. For illustrative purposes only. Past performance is not indicative of future results. Future results are not guaranteed.

# Private companies outnumber publicly traded ones, across most revenue segments

Due to market dynamics, companies are staying private for longer, which we believe creates value and growth opportunities in the private markets

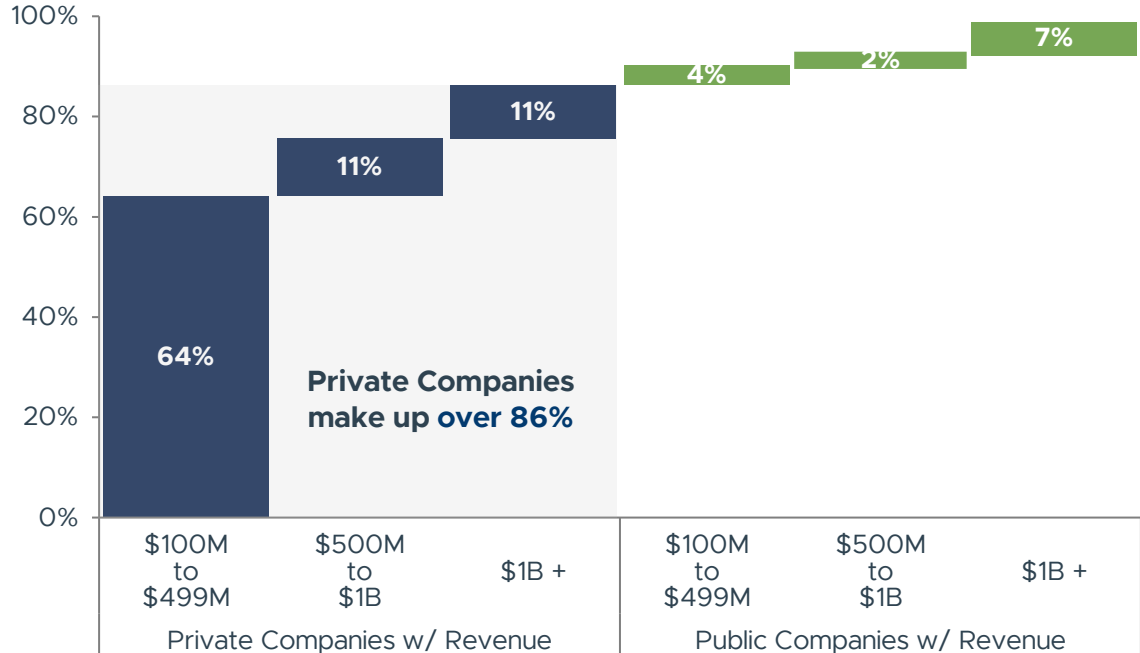
## The number of private companies grew, but listed co's decreased

Number of U.S. PE-backed co's vs. U.S. publicly listed firms on NYSE & NASDAQ



## 86% of U.S. companies with >\$100M in revenue are private

Breakdown of private and public companies in the U.S. by revenue



Source: (left) PitchBook | LCD, World Federation of Exchanges database, iCapital Alternatives Decoded, with data based on availability as of Apr. 30, 2025. Note: Data as of June 2024 for PE-backed and as of December 2023 for publicly listed. Data is subject to change based on potential updates to source(s) database. U.S. PE-backed companies are all privately held companies with private equity backing. We exclude VC-backed companies. (right) S&P Capital IQ, iCapital Alternatives Decoded, with data based on availability as of February 2023. For more information, please refer to the Index Definitions, Attributions, and Important Information sections at the end of this deck. For illustrative purposes only. Past performance is not indicative of future results. Future results are not guaranteed.

# *The TPG Private Markets Fund*

# Access to TPG's Private Equity Investments

With its 34-year history, TPG brings a hands-on and entrepreneurial approach to private equity investing, striving to generate returns through business building and proactive sourcing

## Global reach<sup>1</sup>

<b>\$303B</b> Assets Under Management	<b>670+</b> Investment and Operations Professionals
<b>14</b> Years Average TPG Tenure of Private Equity Leadership	<b>~1,900</b> TPG Employees Across 29 Global Offices

## Established private equity manager<sup>1</sup>

<b>\$172B</b> Private Equity Assets Under Management	<b>12</b> Fund Strategies
<b>~800</b> Private Equity Portfolio Companies since Inception	<b>350</b> Private Equity & Operational Professionals

1. Source: TPG as of December 31, 2025. (tpg.com). Past performance is not indicative of future results. Future results are not guaranteed. For discussion purposes only. This is not intended to be an offer or solicitation to purchase or sell any security or to employ a specific investment strategy.

# TPG: A Different Approach to Private Equity

Driving alpha through insight, creativity, and engagement

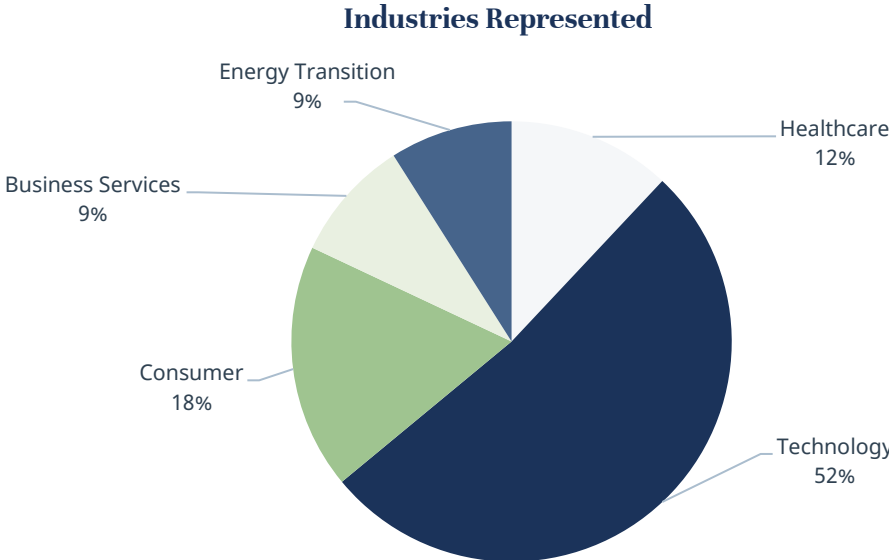
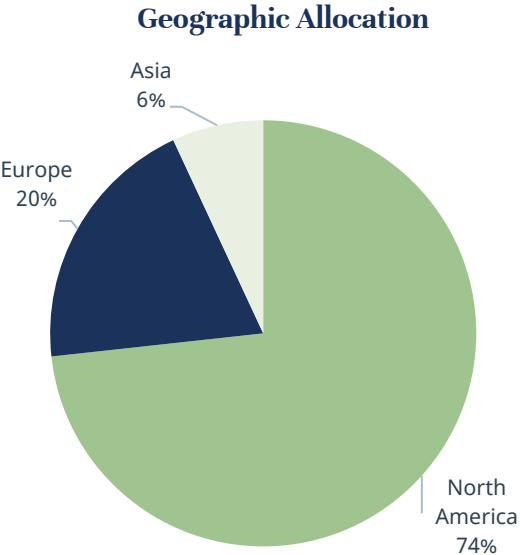
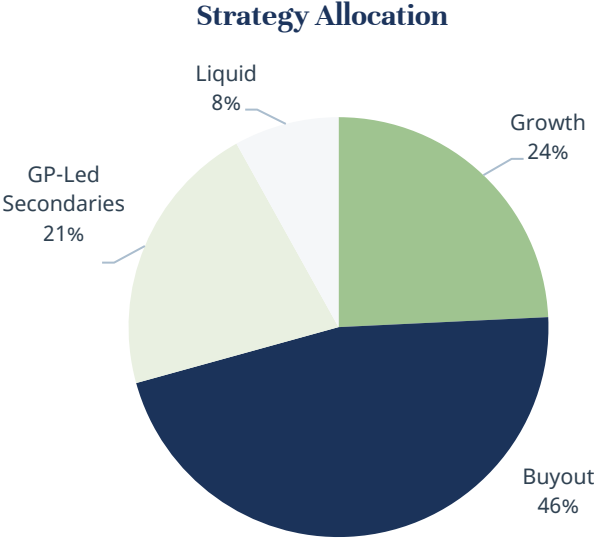
Traditional Private Equity Playbook
Wall Street Origins
Generalist Approach, Investing in Mature and Conventional Businesses
Buy What's For Sale
Primarily a Capital Provider
Returns Often Through Debt and Financial Engineering

TPG's Approach
Entrepreneurial, Family Office Roots
Sector Experts, Pursuing Themes Shaping the Future
Proactively Source What They Want to Buy
Creative and Solutions-Oriented Deals
Seek Returns Through Business Building

Source: TPG  
Note: Statements herein reflect the subjective views and opinions of TPG and its personnel. Such statements cannot be independently verified and are subject to change. While iCapital has access to the full suite of TPG strategies and investment opportunities, we retain discretion over which opportunities to pursue. This selective approach enables iCapital to serve as a source for differentiated investment opportunities for TPM.

# Portfolio Details<sup>1</sup>

TPG Private Markets Fund reflects broad diversification across TPG strategies and sectors, with a particular focus on industries that iCapital Fund Advisors believes are poised for growth



### Transaction Types






Buyout	Growth	GP-Led Secondaries
<i>Large scale buyouts and carve-outs of growth-oriented businesses</i>	<i>Control and minority equity investments in high-growth businesses</i>	<i>Partnering with GPs to extend ownership of trophy assets</i>

As of March 31, 2026.

1. There can be no assurance that the Fund will be able to implement its investment strategy or achieve its investment objectives. Holdings are subject to change. Past performance is not indicative of future results. Future results are not guaranteed. For discussion purposes only. This is not intended to be an offer or solicitation to purchase or sell any security or to employ a specific investment strategy. Totals may not add up to 100 % due to rounding. Unfunded commitments are not included in the calculations.

# Top 10 Investments

As of March 31, 2026, TPM Fund has invested in 30 companies

Company	Strategy	Sector	Geography	Description
 <b>DIRECTV</b>	Buyout	Technology	North America	Provider of satellite TV and streaming services
<b>Project Habitat</b>	GP-Led Secondaries	Consumer	North America	Owner and operator of golf and country clubs
<b>ANTHROPIC</b>	Growth	Technology	North America	AI system developer
<b>Project Granite</b>	GP-Led Secondaries	Consumer	Europe	Operator of private K-12 schools
<b>Project Stellar</b>	Growth	Technology	North America	Provider of space-industry solutions
 <b>Velotic</b>	Buyout	Business Services	North America	Utility management and billing for multi—tenant real estate managers
 <b>PIKE</b>	Buyout	Technology	North America	Industrial software to improve manufacturing efficiency
 <b>CONSERVICE</b>	Buyout	Energy Transition	North America	Infrastructure engineering and construction solutions
<b>Project Omni</b>	Growth	Technology	North America	AI system developer
 <b>Aareon</b>	Buyout	Technology	Europe	Property management software for European residential real estate

# Performance

As of March 31, 2026

## Net Asset Value Per Share

	Year	Jan	Feb	Mar	Apr	May	Jun	Jul	Aug	Sep	Oct	Nov	Dec
Class F	2025	-	-	-	-	-	-	-	-	-	\$10.16	\$10.49	\$11.79
	2026	\$12.03	\$12.44	\$12.85	-	-	-	-	-	-	-	-	-

## Net Monthly Performance

	Year	Jan	Feb	Mar	Apr	May	Jun	Jul	Aug	Sep	Oct	Nov	Dec	YTD
Class F	2025	-	-	-	-	-	-	-	-	-	1.60%	3.25%	12.54%	18.05%
	2026	2.04%	3.41%	3.30%	-	-	-	-	-	-	-	-	-	8.99%

## Net Performance Summary

	1-Month	3-Month	12-Month	ITD Annualized	ITD Cumulative
Class F	3.30%	8.99%	-	-	28.67%

The Inception date of all shares classes is 10/1/25.  
NAV date for each month is month-end.

The performance data quoted represents past performance, which is no guarantee of future results. Current and future performance may be lower or higher than the performance data shown above. Investment return and principal value will fluctuate, so that shares, when sold, may be worth more or less than their original cost. The Fund's performance is net of fees and expenses. See the Fund's prospectus for a comprehensive explanation of the Fund's fees and expenses. The returns reflect any expense limitation and reimbursement agreement in place at the time, without which, the performance in certain periods would have been lower or higher. The Fund's performance, especially for short periods of time, should not be the sole factor in making your investment decision.

# Terms

	Description
<b>Structure</b>	Registered Continuously-Offered Tender Offer Fund organized as a Delaware Statutory Trust, Independent Board, Monthly Valuation
<b>Investment Advisor</b>	iCapital Fund Advisors LLC
<b>Investment Objective</b>	Seeks long-term capital appreciation
<b>Investor Qualification</b>	Sub-Accredited Investor
<b>Subscriptions</b>	Monthly / \$10,000 Investment Minimum
<b>Repurchases</b>	<ul style="list-style-type: none"><li>Quarterly at 5% of Net Asset Value (starting in September 2026 at the discretion of the Board)</li><li>2% Early Repurchase Fee in first year of each investor purchase</li></ul>
<b>Registrations</b>	1940 Act & 1933 Act
<b>Tax Reporting</b>	1099
<b>Auditor</b>	PwC
<b>Counsel</b>	Dechert
<b>Fund Administrator</b>	Ultimus

This summary provides certain information about proposed terms for the Fund. It is qualified in its entirety by reference to the Prospectus.

## Fund Terms – Share Class Fees<sup>1</sup>

Share Classes	Class F
Minimum Investment	\$10,000
Max Sales Load	None
Dealer Manager	None
Management Fee	0.35%
Incentive Fee	None
Distribution/Servicing Fee	None
Operating Expenses	0.47%
Acquired Fund Fees	1.19%
Total Gross Expenses	2.01%
(Expense Reimbursement) <sup>2</sup>	(0.19%)
<b>Total Net Expense Ratio</b>	<b>1.82%</b>

This summary provides certain information about proposed terms for the Fund. It is qualified in its entirety by reference to the Prospectus.

1. Assumes the Fund raises \$1 billion in proceeds in the first 12 months resulting in estimated average net assets of approximately \$500 million.
2. The advisor has entered into an expense limitation and reimbursement agreement to limit the operating expenses and management fee costs to 28 basis points per annum for the first two years.

*About the Advisor:*  
***iCapital Fund Advisors***

# Fund Management

Our portfolio management approach is powered by our deep industry expertise, disciplined investment management process and a focus on value enhancement



## About the Advisor

iCapital Fund Advisors LLC is an alternative investment provider bringing investors access to opportunities in the private markets.

Our parent company, iCapital, has:



**\$277B+**

---

Alternative Platform Assets<sup>1</sup>



**16**

---

Global Reach Across 16 Offices



**Expertise**

---

Deep Expertise in Private Equity Investments

1. Alternative Platform Assets, as of September 30, 2025. iCapital has over \$945 billion in active assets on its Global Platform which includes alternative platform assets, structured investments and annuities outstanding, and data solutions reporting assets.

## TPM Portfolio Management Leadership Team

---



### Nick Veronis

iCapital Co-Founder & Head of Portfolio Management  
Head of Registered Funds Portfolio Management

Nick Veronis is a Co-Founder and one of the Managing Partners of iCapital, Inc., where he is Head of Registered Fund Portfolio Management and a member of iCapital's Operating Committee. He is also a co-portfolio manager of the Fund. Mr. Veronis spent 11 years at Veronis Suhler Stevenson (VSS), a middle market private equity firm where he was a Managing Director responsible for originating and structuring investment opportunities.



### Jonathan Meltzer

Senior Vice President, Portfolio Manager

Jonathan Meltzer is Co-Portfolio Manager of the Fund. Prior to joining iCapital, Mr. Meltzer was a Managing Partner at Alumni Ventures, where he managed diversified portfolios of co-investments in venture-backed companies. Previously, he spent 12 years investing in private equity at Spring Creek Investment Management, Ulysses Management, and American Capital. Mr. Meltzer began his career as an investment banker at Goldman Sachs and at Wasserstein Perella. He graduated cum laude from the Wharton School, University of Pennsylvania with a BS in Economics and from Columbia Business School with an MBA.

# TPM Distribution Team

---

## Bernie Childs

### Senior Vice President, Alternatives Distribution

Prior to joining iCapital, Mr. Childs was a Senior Vice President with the Macquarie Group, where he was sales manager overseeing the distribution of alternative investments into the wealth channel. Before that, he spent 7 years as an external wholesaler at Central Park Group selling alternative investments to wealth advisors at wire houses, IBDs & RIAs. Bernie began his career on the product and due diligence side at Tremont Capital, Merrill Lynch & State Street. He completed his undergrad at Loyola University Maryland and received an MBA from Fordham University.

## Ian Parvin

### Vice President, Alternatives Distribution

Prior to joining iCapital, Mr. Parvin was an external wholesaler at Greenbacker Capital, where he was responsible for capital raising and distribution for a series of private equity, private infrastructure, and tax-advantaged strategies. Previously, he was with Strategic Capital, where he was responsible for the distribution of numerous alternative investment strategies and managed the internal sales desk. He graduated with BAs in Political Science and in History from Penn State University.

## Corey Brennan

### Vice President, Alternatives Distribution

Prior to joining iCapital, Mr. Brennan spent eight years at Greenbacker Capital Management, where he worked across capital formation and investor relations, including serving as an external wholesaler for private infrastructure and private equity strategies. He partnered with RIAs, multi-family offices, and private banks across the Eastern U.S., supporting fundraising efforts for both evergreen and drawdown vehicles. He graduated with a BA in Environmental Policy and Philosophy from Colorado College.

## Juan Arcila

### Assistant Vice President, Alternatives Distribution

Prior to joining iCapital, Mr. Arcila was a Senior Associate at Greenbacker Capital, where he supported capital raising efforts for infrastructure and private equity strategies across RIAs, family offices, and institutional investors. Earlier in his career, Juan spent over three years at City National Rochdale, contributing to both the Portfolio Strategy & Design Team and the Investment Consulting Team. In these roles, he worked closely with high-net-worth advisors to deliver tailored investment solutions aligned with client objectives. Juan holds a bachelor's degree from the University of Scranton.

# Important Information

---

INVESTORS SHOULD CAREFULLY CONSIDER THE INVESTMENT OBJECTIVES, RISKS, CHARGES AND EXPENSES OF THE TPG PRIVATE MARKETS FUND BEFORE INVESTING. THIS AND OTHER IMPORTANT INFORMATION ABOUT THE FUND IS CONTAINED IN THE FUND'S PROSPECTUS, WHICH CAN BE OBTAINED BY CALLING 833-466-4600 OR VISITING WWW.TPMFUND.COM. THE PROSPECTUS SHOULD BE READ CAREFULLY BEFORE INVESTING.

**MSCI ACWI Index** captures large and mid cap representation across 23 Developed Markets (DM) and 24 Emerging Markets (EM) countries. With 2,511 constituents, the index covers approximately 85% of the global investable equity opportunity set.

**Bloomberg Global Aggregate Bond Index** is a flagship measure of global investment grade debt from a multitude local currency markets. This multi-currency benchmark includes treasury, government-related, corporate and securitized fixed-rate bonds from both developed and emerging markets issuers

**Preqin Private Equity Buyout Index** covers closed-end funds captured in the broader Private Capital index including funds/strategies listed as Buyout, as defined by Preqin.

This information is not an offer to sell securities issued by TPG Private Markets Fund (the "Fund"). The Fund is a non-diversified, closed-end investment company, registered under the Investment Company Act of 1940, as amended (the "1940 Act") and designed for long-term investors and not as a trading vehicle. Although the Fund invests in diversified products or sectors, the Fund is non-diversified for purposes of the Investment Company Act of 1940, which means it is permitted to invest a greater portion of its assets in a smaller number of issuers than a "diversified" fund. For this reason, the Fund may be more exposed to the risks associated with and developments affecting an individual issuer than a fund that invests more widely. The Fund may also be subject to greater market fluctuation and price volatility than a more broadly diversified fund.

The Fund differs from open-end investment companies in that investors do not have the right to redeem their units on a daily basis. Instead, repurchases of units are subject to the approval of the Fund's Board of Trustees (the "Board"). The Fund's shares represent illiquid securities of an unlisted closed-end fund, are not listed on any securities exchange or traded in any other market, and are subject to substantial limitations on transferability. LIQUIDITY IN ANY GIVEN QUARTER IS NOT GUARANTEED. YOU SHOULD NOT INVEST IN THE FUND IF YOU NEED A LIQUID INVESTMENT.

The investment adviser of the Fund is iCapital Fund Advisors LLC (the "Adviser"). No assurance can be given that the Fund's investment program will be successful. An investment in the Fund should be viewed only as part of an overall investment program. While the portfolio composition that has been developed by the Adviser reflects its assessment of the relative attractiveness of sub-sectors within the context of an investment portfolio, given the percentage of assets that are allocated to Investment Interests sponsored or managed by TPG Operating Group I, L.P., TPG Operating Group II, L.P., TPG Operating Group III, L.P. (collectively, "TPG Operating Group") and Angelo, Gordon & Co., L.P. and their controlled funds, general partners and management companies and any of their affiliates, including TPG Inc. (together with TPG Operating Group, "TPG"), the Fund may be less diversified, and more subject to concentration and reputational risk, than other funds investing in private equity interests.

TPG is not a sponsor, promoter, adviser or affiliate of the Fund.

Underlying Investment Interests will not be registered under the 1940 Act.

# Important Information

---

## THE FUND'S PROSPECTUS PROVIDES A MORE COMPLETE DISCUSSION OF THE RISKS SUMMARIZED BELOW

An investment in the Fund is speculative and involves substantial risks. It is possible that investors may lose some or all of their investment. In general, alternative investments such as private equity involve a high degree of risk, including potential loss of principal invested. These investments can be highly illiquid, charge higher fees than other investments, and typically do not grow at an even rate of return and may decline in value. In addition, past performance is not necessarily indicative of future results.

The Fund's investment portfolio will consist of private equity Investment Interests of any type ("Investment Interests"), in addition to co-investments, cash and cash-equivalents. Direct Access Investments are buyout and growth equity investments, made by the Fund on a deal-by-deal basis, through or alongside private equity funds sponsored or managed by TPG. Many of such investments interests involve a high degree of business and financial risk that can result in substantial losses.

In addition to all of the risks inherent in alternative investments, an investment in the Fund involves specific risks associated with private equity investing. Underlying Investment Interests and many of the securities held by the Investment Interests may be difficult to value and will be priced in the absence of readily available market quotations, based on determinations of fair value, which may prove to be inaccurate. Fund investors will bear asset-based fees and expenses at the Fund level, and will also indirectly bear fees, expenses and performance-based compensation of the Underlying Investment Interests.

The Fund currently invests a substantial portion of its assets in Investment Interests managed or sponsored by TPG and therefore may be less diversified, and more subject to concentration risk and/or investment manager-specific risk, than other funds of private equity funds. If the Fund determines that its focused investment strategy on TPG Investment Interests is no longer appropriate or desirable, the Fund would allocate its assets to other Investment Interests which may expose the Fund to other risks or make it more difficult for the Fund to achieve its investment objective.

The Fund's performance may be tied to the performance of fewer Investment Interests and/or may not reflect the Adviser's judgment as to the Fund's optimal exposure to particular asset classes or investment mandates. These consequences may be particularly applicable if the Fund received requests to repurchase substantial amounts of Shares, and may have a material adverse effect on the Fund's ability to achieve its investment objective and the value of the Shares. In addition, substantial repurchases of Shares could result in a sizeable decrease in the Fund's net assets, resulting in an increase in the Fund's total annual operating expense ratio.

The Fund's investment portfolio will consist of Investment Interests which hold securities issued primarily by privately held companies, and operating results for the portfolio companies in a specified period will be difficult to predict. Such investments involve a high degree of business and financial risk.

Subject to the limitations and restrictions of the 1940 Act, the Fund may use leverage by borrowing money for investment purposes, to satisfy repurchase requests and for other temporary purposes, which may increase the Fund's volatility. Leverage is a speculative technique that exposes the Fund to greater risk and higher costs than if it were not implemented. The Fund will have to pay interest and dividends on its borrowings, which may reduce the Fund's current income.

# Important Information

---

## THE FUND'S PROSPECTUS PROVIDES A MORE COMPLETE DISCUSSION OF THE RISKS SUMMARIZED BELOW (CON'T)

A TPG or any other private equity manager's (each an "Investment Manager") investments, depending upon its style, may be in operating companies whose capital structures are highly leveraged. Such investments involve a high degree of risk, as adverse fluctuations in the cash flow of such operating companies, or increased interest rates, may impair the ability to meet their obligations, which may accelerate and magnify declines in the value of any such investments in a down market. Fund shareholders will bear two layers of expenses: expenses of the Fund and indirect expenses of the Investment Interests.

TPG has no obligation to offer any deal nor will TPG have any role in approving the Fund's participation in any specific Direct Access co-investment.

Each Investment Manager may receive a performance fee, carried interest or incentive allocation generally equal to 20% of the net profits earned by the Investment Interest that it manages, and in certain cases subject to a preferred return. These performance incentives may create an incentive for the Investment Managers to make investments that are riskier or more speculative than those that might have been made in the absence of the performance fee, carried interest, or incentive allocation.

The Fund intends to qualify as a regulated investment company under the Internal Revenue Code, but may be subject to substantial tax liabilities if it fails to so qualify.

The Fund may invest indirectly a substantial portion of its assets in Investment Interests that follow a particular type of investment strategy, which may expose the Fund to the risks of that strategy.

The Fund may not receive timely valuation information from the Investment Managers of its Investment Interests, the Fund's ability to accurately calculate its net asset value may be impaired. The Investment Managers generally provide estimated valuations on a monthly basis. The Fund also provides valuations, and issues Shares, on a monthly basis. The Fund's Investment Interests, and many of the underlying investments held by the Investment Interests, will be priced by Investment Managers in the absence of a readily available market and may be priced based on determinations of fair value, which may prove to be inaccurate. Neither the Adviser nor the Fund's Board of Trustees will be able to confirm independently the accuracy of the Investment Managers' valuations (and audits, if conducted, generally occur only once a year). An Investment Interest's valuation information could also be inaccurate due to fraudulent activity, misvaluation or inadvertent error. The Fund may not uncover errors in valuation for a significant period of time, if ever.

There is no market exchange available for Shares of the Fund thereby making them illiquid and difficult to dispose of.

Investment managers may invest in securities of non-U.S. issuers, including those in emerging markets, and the Fund's assets may be invested in underlying investments that may be denominated in non-U.S. currencies, thereby exposing the Fund to various risks that may not be applicable to U.S. securities.

The Fund is distributed by iCapital Markets LLC ("iCapital Markets"), an SEC-registered broker-dealer and member of FINRA and SIPC. iCapital Fund Advisors LLC, an affiliate of iCapital Markets, serves as the investment adviser to the Fund. iCapital Fund Advisors LLC is registered as an investment adviser with the Securities and Exchange Commission; however, such registration does not imply a certain level of skill or training and no inference to the contrary should be made. The Adviser is exempt from registration with the Commodity Futures Trading Commission as a commodity pool operator.

# Important Information

---

This material is provided for informational purposes only and is not intended as, and may not be relied on in any manner as legal, tax or investment advice, a recommendation, or as an offer to sell, a solicitation of an offer to purchase or a recommendation of any interest in any fund or security offered by Institutional Capital Network, Inc. or its affiliates (together “iCapital”). Past performance is not indicative of future results. Alternative investments are complex, speculative investment vehicles and are not suitable for all investors. An investment in an alternative investment entails a high degree of risk and no assurance can be given that any alternative investment fund’s investment objectives will be achieved or that investors will receive a return of their capital. The information contained herein is subject to change and is also incomplete. This industry information and its importance is an opinion only and should not be relied upon as the only important information available. Information contained herein has been obtained from sources believed to be reliable, but not guaranteed, and iCapital assumes no liability for the information provided.

NOTHING CONTAINED IN THIS PRESENTATION CONSTITUTES AN OFFER TO SELL OR ISSUE INTERESTS IN ANY FUND OR OTHER INVESTMENT VEHICLE ORGANIZED OR ADVISED BY TPG. A SUBSCRIPTION IN THE FUND WILL NOT CONSTITUTE A SUBSCRIPTION IN ANY FUND OR OTHER INVESTMENT VEHICLE ORGANIZED OR ADVISED BY TPG.

The information in this presentation may contain projections or other forward-looking statements regarding future events, targets or expectations and is only current as of the date indicated. There is no assurance that such events or targets will be achieved, and may be significantly different from that shown here. The information in this presentation, including statements concerning financial market trends, is based on current market conditions, which will fluctuate and may be superseded by subsequent market events or for other reasons.

General discussions contained within this presentation regarding the market or market conditions represent the view of either the source cited, TPG or iCapital. Nothing contained herein is intended to predict the performance of any investment. There can be no assurance that actual outcomes will match the assumptions or that actual returns will match any expected returns. The information contained herein is subject to change, and iCapital/TPG assume no obligation to update the information herein.

Securities are offered through iCapital Markets, LLC a registered broker dealer, member of FINRA and SIPC and subsidiary of Institutional Capital Network, Inc. (d/b/a iCapital Network). These registrations and memberships in no way imply that the SEC, FINRA or SIPC have endorsed the entities, products or services discussed herein. iCapital, iCapital Markets, and iCapital Network are registered trademarks of Institutional Capital Network, Inc. Additional information is available upon request.

Investors should be aware that iCapital Markets provides distribution services to the funds and that iCapital Markets does not provide services to any investor, including any determination regarding whether an investment in a fund is in the best interests of, or is suitable for, any investor. Investors should exercise their own judgment and/or consult with a professional advisor to determine whether an investment in a fund is advisable.

©2025 Institutional Capital Network, Inc. All Rights Reserved.



To learn more about TPG Private Markets Fund, contact:  
[tpmsales@icapital.com](mailto:tpmsales@icapital.com)

Additional information can be found at:  
[www.tpmfund.com](http://www.tpmfund.com)

60 East 42<sup>nd</sup> Street, 26<sup>th</sup> Floor  
New York, NY 10165  
212.994.7400

[icapital.com](http://icapital.com)

***North  
America***  
New York City  
Princeton  
Greenwich  
Boston  
Boca Raton  
Toronto  
Stamford  
Jacksonville  
Salt Lake City

***Europe***  
Zurich  
London  
Lisbon  
Edinburgh

***Asia***  
Hong Kong  
Singapore  
Tokyo