

TPG Private Markets Fund (TPM)

Class A&I

TPM Private Markets Fund Portfolio Details

(as of March 31, 2026)

\$415M

Fund Net Asset Value ("NAV")

\$12.80 | \$12.83

Class A
Class I
NAV per Unit

28.00% | 28.46%

Class A
Class I
Cumulative ITD Return

30

Portfolio Companies

TPM is an evergreen fund seeking to provide direct access to TPG's Private Equity platform through a single commitment



Private equity exposure

- 100% co-investments alongside TPG's private equity funds
- Allocation to investment interests that focus on buyout, growth equity, and GP-led secondaries strategies
- Diversified across industry sectors¹



Easy-to-use structure

- Eligible for sub-accredited investors
- Monthly subscriptions
- Quarterly liquidity
- 1099 tax reporting



Cost efficient

- Efficient fee structure
- Low minimum investment of \$10K

About TPG's private equity platform²

TPG is a global investment firm with a 34-year history rooted in insights, engagement, and creative problem solving. TPG strives to take a hands-on approach to private equity investing, leveraging deep expertise and operational engagement, and allowing them to work towards company transformation through strategic improvements. Its funds have historically performed in the top quartile of their peer set.

Access TPG Buyout, Growth, and Secondaries investments through TPG Private Markets Fund²

\$172B

Private Equity Assets Under Management

~800

Private Equity Portfolio Companies since Inception

350+

Private Equity Investment and Operations Professionals

14

Years Average TPG Tenure of Private Equity Leadership

The Inception date of all shares classes is 10/1/25.

1. Diversification does not ensure profit or protect against loss in a positive or declining market. Although the Fund invests in diversified products or sectors, the Fund is non-diversified for purposes of the Investment Company Act of 1940, which means it is permitted to invest a greater portion of its assets in a smaller number of issuers than a "diversified" fund. For this reason, the Fund may be more exposed to the risks associated with and developments affecting an individual issuer than a fund that invests more widely. The Fund may also be subject to greater market fluctuation and price volatility than a more broadly diversified fund. There can be no assurance that the Fund will be able to implement its investment strategy or achieve its investment objectives.
2. TPG as of December 31, 2025. (tpg.com). Past performance is not indicative of future results. Future results are not guaranteed. For discussion purposes only. This is not intended to be an offer or solicitation to purchase or sell any security or to employ a specific investment strategy.

TPG: A Different Approach to Private Equity

Driving alpha through insight, creativity, and engagement

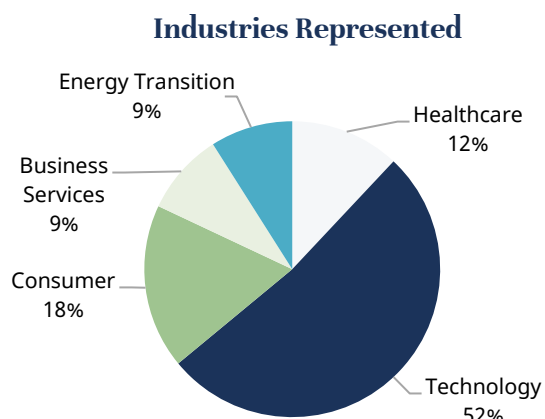
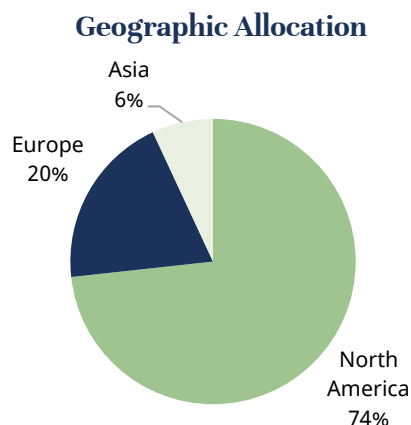
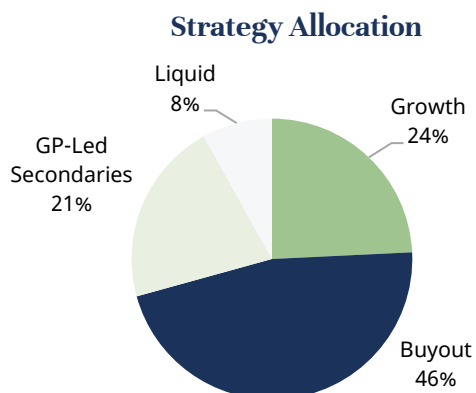
Traditional Private Equity Playbook	TPG's Approach
Wall Street Origins	Entrepreneurial, Family Office Roots
Generalist Approach, Investing in Mature and Conventional Businesses	Sector Experts, Pursuing Themes Shaping the Future
Buy What's For Sale	Proactively Source What They Want to Buy
Primarily a Capital Provider	Creative and Solutions-Oriented Deals
Returns Often Through Debt and Financial Engineering	Seek Returns Through Business Building

Source: TPG

Note: Statements herein reflect the subjective views and opinions of TPG and its personnel. Such statements cannot be independently verified and are subject to change. While iCapital has access to the full suite of TPG strategies and investment opportunities, we retain discretion over which opportunities to pursue. This selective approach enables iCapital to serve as a source for differentiated investment opportunities for TPM.

TPG Private Markets Fund Portfolio Details

As of March 31, 2026



Transaction Types

Buyout

Large scale buyouts and carve-outs of growth-oriented businesses

Growth

Control and minority equity investments in high-growth businesses

GP-Led Secondaries

Partnering with GPs to extend ownership of trophy assets

For illustrative purposes only and is subject to change. Totals may not add up to 100% due to rounding. Unfunded commitments are not included in the calculations.

ANTHROPIC




Company Description

Global leader in developing large language models (LLMs) for the enterprise, most notably Claude.

Investment Thesis

- Enterprise-first GenAI category leader with strong presence in high-value sectors like coding and agentic AI.
- Rapid traction with exceptional user and revenue growth.
- Large market opportunity driven by continued hyper-growth in enterprise AI.

CONSERVICE®



Company Description

Tech-enabled utility management, billing, and payment platform serving institutional multifamily real estate owners.

Investment Thesis

- Market-leading provider for complex workflows where compliance, accuracy, and reliability are priority considerations.
- Strongly recurring revenues and high switching costs.
- Additional upside from AI-powered automation.

DIRECTV



Company Description

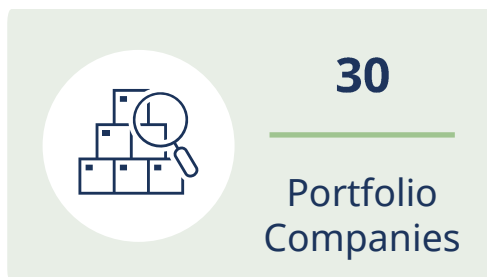
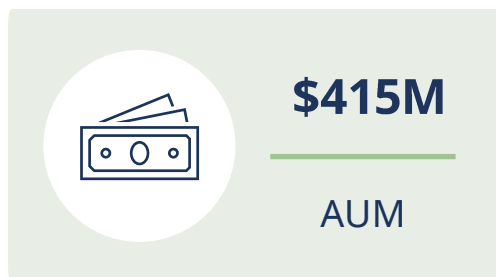
Video distributor in the US media and sports ecosystem.

Investment Thesis

- Differentiated transaction sourced from a value-centric partnership with AT&T.
- Strong cash flow generation and predictable subscription model.
- Attractive entry valuation.

These holdings represent the largest positions that have been publicly announced by TPG as of March 31, 2026.

Portfolio Summary



Top 10 Investments

Company	Strategy	Sector	Geography	Description
DIRECTV	Buyout	Technology	North America	Provider of satellite TV and streaming services
Project Habitat	GP-Led Secondaries	Consumer	North America	Owner and operator of golf and country clubs
ANTHROPIC	Growth	Technology	North America	AI system developer
Project Granite	GP-Led Secondaries	Consumer	Europe	Operator of private K-12 schools
Project Stellar	Growth	Technology	North America	Provider of space-industry solutions
CONSERVICE®	Buyout	Business Services	North America	Utility management and billing for multi—tenant real estate managers
Velotiv	Buyout	Technology	North America	Industrial software to improve manufacturing efficiency
PIKE	Buyout	Energy Transition	North America	Infrastructure engineering and construction solutions
Project Omni	Growth	Technology	North America	AI system developer
Aareon	Buyout	Technology	Europe	Property management software for European residential real estate

All data as of March 31, 2026.

TPG Private Markets Fund Performance

(as of March 31, 2026)

Net Asset Value Per Share

	Year	Jan	Feb	Mar	Apr	May	Jun	Jul	Aug	Sep	Oct	Nov	Dec
Class A	2025	-	-	-	-	-	-	-	-	-	\$10.16	\$10.47	\$11.78
	2026	\$12.01	\$12.40	\$12.80	-	-	-	-	-	-	-	-	-
Class I	2025	-	-	-	-	-	-	-	-	-	\$10.16	\$10.48	\$11.78
	2026	\$12.02	\$12.43	\$12.83	-	-	-	-	-	-	-	-	-

Net Monthly Performance

	Year	Jan	Feb	Mar	Apr	May	Jun	Jul	Aug	Sep	Oct	Nov	Dec	YTD
Class A**	2025	-	-	-	-	-	-	-	-	-	1.60%	3.05%	12.51%	17.80%
	2026	1.95%	3.25%	3.23%	-	-	-	-	-	-	-	-	-	8.66%
Class I	2025	-	-	-	-	-	-	-	-	-	1.60%	3.15%	12.54%	17.94%
	2026	2.04%	3.41%	3.22%	-	-	-	-	-	-	-	-	-	8.91%

Net Performance Summary

	1-Month	3-Month	12-Month	ITD Annualized	ITD Cumulative
Class A**	3.23%	8.66%	-	-	28.00%
Class I	3.22%	8.91%	-	-	28.46%

The Inception date of all shares classes is 10/1/25.

**Class A shares are subject to a maximum sales charge of 3.5%. Performance data shown for Class A shares does not reflect the deduction of the sales load, and, if reflected, would reduce the performance quoted.

The performance data quoted represents past performance, which is no guarantee of future results. Current and future performance may be lower or higher than the performance data shown above. Investment return and principal value will fluctuate, so that shares, when sold, may be worth more or less than their original cost. The Fund's performance is net of fees and expenses. See the Fund's prospectus for a comprehensive explanation of the Fund's fees and expenses. The returns reflect any expense limitation and reimbursement agreement in place at the time, without which, the performance in certain periods would have been lower or higher. The Fund's performance, especially for short periods of time, should not be the sole factor in making your investment decision.

TPG Private Markets Fund - Terms

This summary provides certain information about proposed terms for the Fund. It is qualified in its entirety by reference to the Prospectus.

Fund Name	<i>TPG Private Markets Fund</i>
Structure	<i>Registered Continuously Offered Tender Offer Fund organized as a Delaware Statutory Trust, Independent Board, Monthly Valuation</i>
Investment Advisor	<i>iCapital Fund Advisors, LLC</i>
Investment Objective	<i>Seeks long-term capital appreciation</i>
Investor Qualification	<i>Sub-Accredited Investor</i>
Subscriptions	<i>Monthly / \$10,000 Investment Minimum</i>
Repurchases	<ul style="list-style-type: none"> <i>Quarterly at 5% of Net Asset Value (starting in September 2026 at the discretion of the Board)</i> <i>2% Early Repurchase Fee in first year of each investor purchase</i>
Registrations	<i>1940 Act & 1933 Act</i>
Tax Reporting	<i>1099</i>
Fund Administrator	<i>Ultimus</i>

TPG Private Markets Fund - Share Class Fees³

Share Classes	Class I	Class A
Minimum Investment	<i>\$10,000</i>	<i>\$10,000</i>
Max Sales Load	<i>None</i>	<i>Up to 3.5%</i>
Dealer Manager	<i>None</i>	<i>None</i>
Management Fee	<i>0.35%</i>	<i>0.35%</i>
Incentive Fee	<i>None</i>	<i>None</i>
Distribution/Service Fee	<i>0.30%</i>	<i>1.00%</i>
Operating Expenses	<i>0.47%</i>	<i>0.47%</i>
Acquired Fund Fees	<i>1.19%</i>	<i>1.19%</i>
Total Gross Expenses	2.31%	3.01%
(Expense Reimbursement)*	<i>(0.19%)</i>	<i>(0.19%)</i>
Total Net Expense Ratio	2.12%	2.82%

3. Assumes the Fund raises \$1 billion in proceeds in the first 12 months resulting in estimated average net assets of approximately \$500 million. In addition, Fund investors will indirectly bear fees, expenses, and performance-based compensation of the underlying funds in which the Fund will invest. This summary provides certain information about proposed terms for the Fund. It is qualified in its entirety by reference to the Prospectus.

* The advisor has agreed to absorb operating expenses and management fee costs above 28 basis points for the first 2 years.

Important Information

INVESTORS SHOULD CAREFULLY CONSIDER THE INVESTMENT OBJECTIVES, RISKS, CHARGES AND EXPENSES OF THE TPG PRIVATE MARKETS FUND BEFORE INVESTING. THIS AND OTHER IMPORTANT INFORMATION ABOUT THE FUND IS CONTAINED IN THE FUND'S PROSPECTUS, WHICH CAN BE OBTAINED BY CALLING (833) 446-4600 OR VISITING WWW.TPMFUND.COM. THE PROSPECTUS SHOULD BE READ CAREFULLY BEFORE INVESTING.

This information is not an offer to sell securities issued by TPG Private Markets Fund (the "Fund"). All investors in the Fund must be "Accredited Investors," as defined in Regulation D under the Securities Act of 1933. The Fund is a non-diversified, closed-end investment company, registered under the Investment Company Act of 1940, as amended (the "1940 Act") and designed for long-term investors and not as a trading vehicle. Although the Fund invests in diversified products or sectors, the Fund is non-diversified for purposes of the Investment Company Act of 1940, which means it is permitted to invest a greater portion of its assets in a smaller number of issuers than a "diversified" fund. For this reason, the Fund may be more exposed to the risks associated with and developments affecting an individual issuer than a fund that invests more widely. The Fund may also be subject to greater market fluctuation and price volatility than a more broadly diversified fund.

The Fund differs from open-end investment companies in that investors do not have the right to redeem their units on a daily basis. Instead, repurchases of units are subject to the approval of the Fund's Board of Trustees (the "Board"). The Fund's shares represent illiquid securities of an unlisted closed-end fund, are not listed on any securities exchange or traded in any other market, and are subject to substantial limitations on transferability. LIQUIDITY IN ANY GIVEN QUARTER IS NOT GUARANTEED. YOU SHOULD NOT INVEST IN THE FUND IF YOU NEED A LIQUID INVESTMENT.

The investment adviser of the Fund is iCapital Fund Advisors LLC (the "Adviser"). No assurance can be given that the Fund's investment program will be successful. An investment in the Fund should be viewed only as part of an overall investment program. While the portfolio composition that has been developed by the Adviser reflects its assessment of the relative attractiveness of sub-sectors within the context of an investment portfolio, given the percentage of assets that are allocated to Investment Interests sponsored or managed by TPG Operating Group I, L.P., TPG Operating Group II, L.P., TPG Operating Group III, L.P. (collectively, "TPG Operating Group") and Angelo, Gordon & Co., L.P. and their controlled funds, general partners and management companies and any of their affiliates, including TPG Inc. (together with TPG Operating Group, "TPG"), the Fund may be less diversified, and more subject to concentration and reputational risk, than other funds investing in private equity interests.

TPG is not a sponsor, promoter, adviser or affiliate of the Fund.

An investment in the Fund is speculative and involves substantial risks. It is possible that investors may lose some or all of their investment. In general, alternative investments such as private equity involve a high degree of risk, including potential loss of principal invested. These investments can be highly illiquid, charge higher fees than other investments, and typically do not grow at an even rate of return and may decline in value. In addition, past performance is not necessarily indicative of future results.

The Fund's investment portfolio will consist of private equity Investment Interests of any type ("Investment Interests"), in addition to co-investments, cash and cash-equivalents. Direct Access Investments are buyout and growth equity investments, made by the Fund on a deal-by-deal basis, through or alongside private equity funds sponsored or managed by TPG. Many of such investments interests involve a high degree of business and financial risk that can result in substantial losses.

In addition to all of the risks inherent in alternative investments, an investment in the Fund involves specific risks associated with private equity investing. Underlying Investment Interests and many of the securities held by the Investment Interests may be difficult to value and will be priced in the absence of readily available market quotations, based on determinations of fair value, which may prove to be inaccurate. Fund investors will bear asset-based fees and expenses at the Fund level, and will also indirectly bear fees, expenses and performance-based compensation of the Underlying Investment Interests.

Underlying Investment Interests will not be registered under the 1940 Act.

THE FUND'S PROSPECTUS PROVIDES A MORE COMPLETE DISCUSSION OF THE RISKS SUMMARIZED BELOW

The Fund currently invests a substantial portion of its assets in Investment Interests managed or sponsored by TPG and therefore may be less diversified, and more subject to concentration risk and/or investment manager-specific risk, than other funds of private equity funds. If the Fund determines that its focused investment strategy on TPG Investment Interests is no longer appropriate or desirable, the Fund would allocate its assets to other Investment Interests which may expose the Fund to other risks or make it more difficult for the Fund to achieve its investment objective.

The Fund's performance may be tied to the performance of fewer Investment Interests and/or may not reflect the Adviser's judgment as to the Fund's optimal exposure to particular asset classes or investment mandates. These consequences may be particularly applicable if the Fund received requests to repurchase substantial amounts of Shares, and may have a material adverse effect on the Fund's ability to achieve its investment objective and the value of the Shares. In addition, substantial repurchases of Shares could result in a sizeable decrease in the Fund's net assets, resulting in an increase in the Fund's total annual operating expense ratio.

The Fund's investment portfolio will consist of Investment Interests which hold securities issued primarily by privately held companies, and operating results for the portfolio companies in a specified period will be difficult to predict. Such investments involve a high degree of business and financial risk.

Subject to the limitations and restrictions of the 1940 Act, the Fund may use leverage by borrowing money for investment purposes, to satisfy repurchase requests and for other temporary purposes, which may increase the Fund's volatility. Leverage is a speculative technique that exposes the Fund to greater risk and higher costs than if it were not implemented. The Fund will have to pay interest and dividends on its borrowings, which may reduce the Fund's current income.

A TPG or any other private equity manager's (each an "Investment Manager") investments, depending upon its style, may be in operating companies whose capital structures are highly leveraged. Such

investments involve a high degree of risk, as adverse fluctuations in the cash flow of such operating companies, or increased interest rates, may impair the ability to meet their obligations, which may accelerate and magnify declines in the value of any such investments in a down market. Fund shareholders will bear two layers of expenses: expenses of the Fund and indirect expenses of the Investment Interests.

TPG has no obligation to offer any deal nor will TPG have any role in approving the Fund's participation in any specific Direct Access co-investment.

Each Investment Manager may receive a performance fee, carried interest or incentive allocation generally equal to 20% of the net profits earned by the Investment Interest that it manages, and in certain cases subject to a preferred return. These performance incentives may create an incentive for the Investment Managers to make investments that are riskier or more speculative than those that might have been made in the absence of the performance fee, carried interest, or incentive allocation.

The Fund intends to qualify as a regulated investment company under the Internal Revenue Code, but may be subject to substantial tax liabilities if it fails to so qualify.

The Fund may invest indirectly a substantial portion of its assets in Investment Interests that follow a particular type of investment strategy, which may expose the Fund to the risks of that strategy.

The Fund may not receive timely valuation information from the Investment Managers of its Investment Interests, the Fund's ability to accurately calculate its net asset value may be impaired. The Investment Managers generally provide estimated valuations on a monthly basis. The Fund also provides valuations, and issues Shares, on a monthly basis. The Fund's Investment Interests, and many of the underlying investments held by the Investment Interests, will be priced by Investment Managers in the absence of a readily available market and may be priced based on determinations of fair value, which may prove to be inaccurate. Neither the Adviser nor the Fund's Board of Trustees will be able to confirm independently the accuracy of the Investment Managers' valuations (and audits, if conducted, generally occur only once a year). An Investment Interest's valuation information could also be inaccurate due to fraudulent activity, misvaluation or inadvertent error. The Fund may not uncover errors in valuation for a significant period of time, if ever.

There is no market exchange available for Shares of the Fund thereby making them illiquid and difficult to dispose of.

Investment managers may invest in securities of non-U.S. issuers, including those in emerging markets, and the Fund's assets may be invested in underlying investments that may be denominated in non-U.S. currencies, thereby exposing the Fund to various risks that may not be applicable to U.S. securities.

The Fund is distributed by iCapital Markets LLC ("iCapital Markets"), an SEC-registered broker-dealer and member of FINRA and SIPC. iCapital Fund Advisors LLC, an affiliate of iCapital Markets, serves as the investment adviser to the Fund. iCapital Fund Advisors LLC is registered as an investment adviser with the Securities and Exchange Commission; however, such registration does not imply a certain level of skill or training and no inference to the contrary should be made. The Adviser is exempt from registration with the Commodity Futures Trading Commission as a commodity pool operator.

This material is provided for informational purposes only and is not intended as, and may not be relied on in any manner as legal, tax or

investment advice, a recommendation, or as an offer to sell, a solicitation of an offer to purchase or a recommendation of any interest in any fund or security offered by Institutional Capital Network, Inc. or its affiliates (together "iCapital"). Past performance is not indicative of future results. Alternative investments are complex, speculative investment vehicles and are not suitable for all investors. An investment in an alternative investment entails a high degree of risk and no assurance can be given that any alternative investment fund's investment objectives will be achieved or that investors will receive a return of their capital. The information contained herein is subject to change and is also incomplete. This industry information and its importance is an opinion only and should not be relied upon as the only important information available. Information contained herein has been obtained from sources believed to be reliable, but not guaranteed, and iCapital assumes no liability for the information provided.

NOTHING CONTAINED IN THIS PRESENTATION CONSTITUTES AN OFFER TO SELL OR ISSUE INTERESTS IN ANY FUND OR OTHER INVESTMENT VEHICLE ORGANIZED OR ADVISED BY TPG. A SUBSCRIPTION IN THE FUND WILL NOT CONSTITUTE A SUBSCRIPTION IN ANY FUND OR OTHER INVESTMENT VEHICLE ORGANIZED OR ADVISED BY TPG.

The information in this presentation may contain projections or other forward-looking statements regarding future events, targets or expectations and is only current as of the date indicated. There is no assurance that such events or targets will be achieved, and may be significantly different from that shown here. The information in this presentation, including statements concerning financial market trends, is based on current market conditions, which will fluctuate and may be superseded by subsequent market events or for other reasons.

General discussions contained within this presentation regarding the market or market conditions represent the view of either the source cited, TPG or iCapital. Nothing contained herein is intended to predict the performance of any investment. There can be no assurance that actual outcomes will match the assumptions or that actual returns will match any expected returns. The information contained herein is subject to change, and iCapital/TPG assume no obligation to update the information herein.

Securities are offered through iCapital Markets, LLC a registered broker dealer, member of FINRA and SIPC and subsidiary of Institutional Capital Network, Inc. (d/b/a iCapital Network). These registrations and memberships in no way imply that the SEC, FINRA or SIPC have endorsed the entities, products or services discussed herein. iCapital, iCapital Markets, and iCapital Network are registered trademarks of Institutional Capital Network, Inc. Additional information is available upon request.

Investors should be aware that iCapital Markets provides distribution services to the funds and that iCapital Markets does not provide services to any investor, including any determination regarding whether an investment in a fund is in the best interests of, or is suitable for, any investor. Investors should exercise their own judgment and/or consult with a professional advisor to determine whether an investment in a fund is advisable.

© 2026 Institutional Capital Network, Inc. All Rights Reserved.

iCapital[®]

Getting Started

To learn more about TPG Private Markets Fund, contact:
tpmsales@icapital.com

Additional information can be found at: tpmfund.com

60 East 42nd Street, 26th Floor
New York, NY 10165
212.994.7400

icapital.com

North America

New York City
Princeton
Greenwich
Boston
Boca Raton
Toronto
Stamford
Jacksonville
Salt Lake City
Miami

Europe

Zurich
London
Lisbon
Edinburgh
Abu Dhabi

Asia

Hong Kong
Singapore
Tokyo
Sydney